






## SITE QUALITIES

- Corner of lighted intersection
- High visibility/prominence
- Easy Access
- Going home side preferred



## FREESTANDING WITH DRIVE THRU

Lot size:	25,000 - 35,000+ SF
Min. Frontage:	100 SF
Building area:	2,400 - 2,800 SF
Parking:	26 - 30+
Seating:	45 - 65

## INLINE/ENDCAP WITH DRIVE THRU

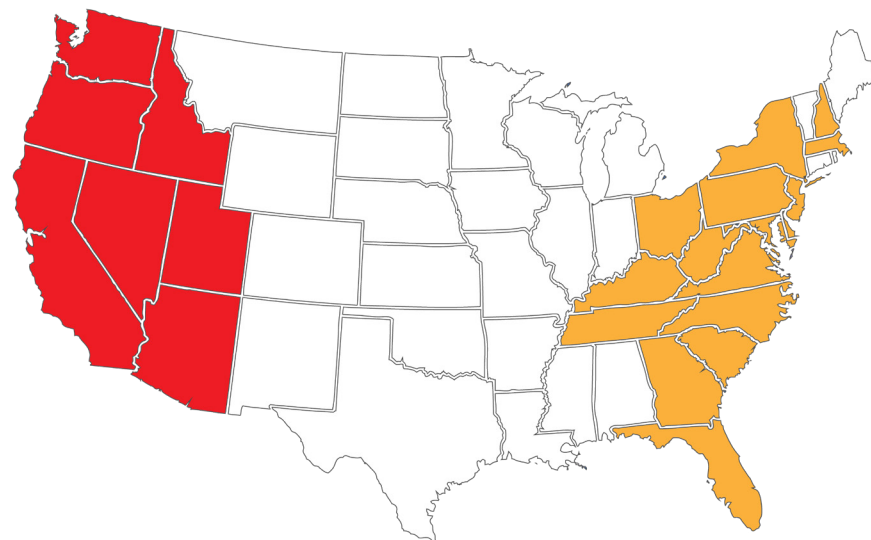

Drive thru:	Min 9 cars
Footprint:	2,400 SF
Preferred Width	40'

## CONVERSIONS

Lot size:	25,000+ SF
Building area:	2,200 SF
Parking:	35'

## ACQUISITION STRATEGY

- Purchase
- Ground lease with purchase option
- Build to suit & Reverse build to suit



## HABIT BURGER FIELD DEVELOPMENT TEAM

● Shannon Coleman	shannon.coleman@yum.com	949-291-3229
● Steve Fiedler	steve.fiedler@yum.com	401-269-1101